



**NAVAL BASE SECONDARY SCHOOL
MID-YEAR EXAMINATION, 2016**



Name: _____ ()

Class: _____

ENGLISH LANGUAGE

Paper 1 Writing

INSERT

1128/01

3 May 2016

1 hour 50 minutes

READ THESE INSTRUCTIONS FIRST

This insert contains **Section A**.

Write your answers in the spaces provided.

Submit the completed **Section A**, **Section B** and **Section C** separately.

For Examiner's Use

Parent's/Guardian's Signature

This document consists of 2 printed pages, including the cover page.

[Turn over



Section A [10 marks]

Carefully read the text below, consisting of 12 lines, about wild elephants. The first and last lines are correct. For eight of the lines, there is one grammatical error in each line. There are two more lines with no errors.

If there is NO error in a line, put a tick (✓) in the space provided. If the line is incorrect, circle the incorrect word and write the correct word in the space provided. The correct word you provide must not change the original meaning of the sentence.

Examples :

I arrived to my destination at 2 pm.

at
.....

My mother always wears sensible clothes.

✓
.....

Elephants are intelligent animals that have memories that span many years. When an elephant thinks that there is danger, it stretches out its trunks and ears. It moves its trunk around to try to pick up the scent to finds out from which direction the danger may come. To counter attack, it will curls its trunk up safely. The trunk is very strong indeed but their tip is very sensitive. Also, elephants are rarely seen during the day. They prefer to live in the cool and shady depths off the jungle. They avoid the sunlight and are often active at night. If elephants strayed too near a village, smallholding or estate, they can sometimes cause damage to crops. Sometimes a wound or a sick elephant becomes "roguish" and attack men and small villages. Then it is usually hunted and shot by a Game Ranger.

1
2
3
4
5
6
7
8
9
10

Adapted from <http://www.worldwildlife.org>

[10]

End of Insert





**NAVAL BASE SECONDARY SCHOOL
MID-YEAR EXAMINATION, 2016**

2E

Name: _____ () Class: _____

ENGLISH LANGUAGE

1128/01

Paper 1 Writing

3 May 2016

Additional Materials : Answer Paper
Insert

1 hour 50 minutes

READ THESE INSTRUCTIONS FIRST

Write your name, register number and class in the spaces provided on the work you hand in.
Write in dark blue or black pen on both sides of the paper.
Do not use staples, paper clips, glue or correction fluid.

Answer **Section A**, **Section B** and one question from **Section C**.

Section A is an insert.

For **Section A** write your answers in the spaces provided on the Insert.

For **Section B** and **Section C** write your answers on the separate Answer Paper provided.

At the end of the examination, submit all your work for **Section A**, **Section B** and **Section C** separately.

The number of marks is given in brackets [] at the head of each section.

This document consists of 4 printed pages, and 1 Insert.

[Turn over

Section B [30 marks]

You are advised to write between 200 and 300 words for this section.

You should look at the poster on page 3, study the information carefully and plan your answer before beginning to write.

You are a resident of Nee Soon housing estate and your newly moved-in neighbours have been very inconsiderate and caused a lot of disturbance and inconvenience to your family and you. You had tried to speak to them but to no avail.

Write a **letter of complaint** to the Chairman of the Nee Soon Resident Committee, Mr Bryan Koh, describing in detail the problems your family and you face. You would also like to propose ways to improve neighbourliness.

You must include the following details:

- two complaints you have regarding the neighbours
- one complaint other than those shown in the poster
- how your family and you are affected by the problems posed by your neighbours
- what actions the Resident Committee could take to improve neighbourliness

Write your letter in clear, accurate English and in a polite and formal tone, expressing your concern for action to be taken.

You should use your own words as much as possible.

Write your letter to:

Mr Bryan Koh
Chairman
Nee Soon Resident Committee
32 Yishun Street 81
Singapore 768456



HOUSING &
DEVELOPMENT
BOARD

Tips on Neighbourliness

DO'S

1 Get to know your neighbours


- talk to your neighbours to know them better
- invite your neighbours over for gatherings
- share food with your neighbours
- lend a helping hand

2 Keep Your Noise Level Down

Here are some tips on how you can play your part to make your neighbourhood a peaceful and quiet one:

- keep volume levels low at home
- avoid noisy recreational activities, especially at night
- ensure that your children do not make too much noise while playing
- do not drag furniture across the floor
- use rubber stoppers on the base of your furniture to absorb noise
- avoid carrying out Do it Yourself (DIY) works involving drilling and hammering from 10:30pm to 7:00am
- keep your neighbours informed beforehand if you are unable to keep within these limits

DONT'S



Don't litter and obstruct the corridor.



Don't hang dripping clothes outside your flat.

Section C [30 marks]

Begin your answer on a fresh page.

You are advised to write between 250 and 400 words on one of the following topics.

At the head of your composition, write the number of the topic you have chosen.

- 1 Write about a time when someone benefitted from volunteering for the needy.
- 2 Write about a challenge you faced while dealing with a team member.
- 3 Write about an occasion when someone had to be dishonest to save a friend.
- 4 What are the advantages and disadvantages of using disposable containers?

End of Paper

Answer Scheme**SUGGESTED ANSWERS for Section B**

- two complaints you have regarding the neighbours
 - noisy – played radio and tvs at high volumes
 - drag furniture across the floor
 - baby crying frequently
 - litter and obstruct the corridor
 - hang dripping clothes outside the flat

- one complaint other than those shown in the poster
 - pet dog barks and poohs on the corridor
 - neighbour smokes out the flat

- how your family and you are affected by the problems posed by your neighbours
 - unable to sleep peacefully
 - worried that your grandmother will fall on the slippery corridor

- what actions the Resident Committee could take to improve neighbourliness
 - talk to the neighbour
 - organised social gatherings to get to know the neighbours better
 - put up posters to remind neighbours to keep their noise level down

SUGGESTED ANSWERS for Section C

Qns 1, 2 and 3

Narrative Essays : Third-person narratives

Personal Recounts : First-person narratives

(i) **Standard structure of a narrative essay:**

Setting:

- Place
- Time
- Atmosphere

Characters:

Develop the following characters:

- Main (1st person or 3rd person)
- Subsidiary (2-4 others)
- Characterisation:
 - **Personal background**
(*name, age, occupation, family etc*)
 - **Physical appearance**
(*eg. facial features such as wide eyes, straight/snub nose, high cheekbones; hair length, colour and texture; height; body shape or frame; style of dressing*)
 - **Facial expressions**
(*eg. grinning, frowning, squinting, glaring etc*)
 - **Gestures**
(*such as waving his fist angrily, scratching his head in confusion etc*)
 - **Way of walking, sitting, standing**
(*eg. slouching in his chair, leaning against a door, standing at attention*)
 - **How s/he reacts to a situation (to develop character/personality)**
(*eg. anger towards a group of boys tormenting a stray cat*)
 - **Go into the character's mind, and express how s/he feels through:**
 - ☐ Speech
 - ☐ Thoughts
 - ☐ Actions/Reactions to things
 - ☐ Gestures
 - ☐ Way of walking, sitting, standing
 - **Develop the character**
 - ☐ Do this such that s/he goes through some changes during the course of the story. This makes the story much more interesting. However, always ensure that the changes are logical and believable.

Main plot:

Decide what it should be.

- Dilemma?
- Mystery?
- Problem?

Events:

Decide how the main plot should unfold. Some techniques include:

- Chronological order?
- Flashback?
- 2 related complications eg. financial, health, relationship or academic problems
- Foreshadowing?
- Dialogue?
- Twist? ■ Build-up of suspense?

Conclusion:

- Solved or unsolved if it is a mystery
- Epilogue
- Feelings/ Opinions of the writer or the main character
- Fate of the characters in the story

General Suggestions

- must be written in the third person (Qns 1 & 3) or first person (Qn 2)
- students may add two related complications that may set the stage for the need for consensus or relationship repair
- the main characters' emotions and experiences should be described in sufficient detail through the use of vivid and descriptive vocabulary
- the experience should be sufficiently dramatic and emotional to impact the main character's life, even if only for the short term
- resolution could be the strengthening of friendships/relationships and/or lessons learnt in values/character education

Qn 4**Discursive Essay****Introduction:**

- should consist of:
 - a hook (question, quotation or paint a scenario) eg. *'Waste not, want not' is a good motto to live by.*
 - an intelligent general statement about the issue and/or
 - an introduction to the controversy eg. *It is a hotly-debated topic whether using disposable containers increases convenience or harms us in the long run.*

Body:

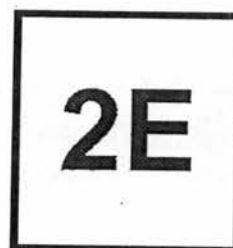
- use of the PEEL format
- persuasive writing techniques eg. use of strong adjectives, comparatives/ superlatives etc
- conjunctions, good sentence starters

Conclusion:

- summarise 2-3 main arguments with strong link to focus
- may take a stand



NAVAL BASE SECONDARY SCHOOL
MID-YEAR EXAMINATION, 2016



Name: _____ ()

Class: _____

ENGLISH LANGUAGE
Paper 2 Comprehension
INSERT

1128/02
4 May 2016
1 hour 50 minutes

READ THESE INSTRUCTIONS FIRST

This Insert contains Text 1, Text 2 and Text 3.

This document consists of 5 printed pages, including the cover page.

[Turn over

Section A

Text 1


Study the advertisement below and answer Questions 1 – 3 in the Question Booklet.

**Time to
protect your
little one.**

When your child goes out in
the sun, you want to be sure
she's covered.

Pediatricians recommend shade and adequate clothing for all babies, and SPF protection for babies older than 6 months.

So put on AVEENO Baby CONTINUOUS PROTECTION SPF 55. It has strong UVA-UVB protection, yet it's formulated with skin-soothing oatmeal, so it's as mild to your baby's delicate skin as water.



Taken from <http://www.aveeno.com>

Section B

Text 2

The text below is about the first day a child arrives at her foster parent's home. Read the text carefully and answer Questions 4 – 12 in the Question Booklet.

- 1 Foster parents aren't saints. We are just ordinary parents with space in our homes and hearts for one more. However, as I stared at the mess right in front of me, and the muddy footprints all over the floor, I wondered if my heart was truly big enough.
- 2 I finally got myself together and decided to pick up the broken pieces of shattered glass first, in case Jodie got injured while exploring the house. Then I went on to mop off the muddy footprints, which were just starting to harden. I felt my head spinning as I mentally counted the number of things I had to get done before my children came home. I knew I had to be patient with Jodie. After all, she had come from a troubled family. Yet I could not stop myself from trembling in anger when I saw her aiming the ball at the windows. I could almost feel myself exploding then. 5
- 3 After cleaning up the living room, I brought Jodie to the bathroom and put her under the shower since mud was covering every inch of her body. She was docile though, lifting her arms in the air and allowing me to clean her. She seemed to enjoy being treated like a baby. I consoled myself that at least the rest of the family members were not home to witness her house-warming trick. 10
- 4 I could not help feeling puzzled by the fact that she did not seem distressed by her accident at all. It was unlikely that someone of her age was not aware that throwing a ball at the glass windows would result in breaking them. Had it been deliberate? Surely not?
- 5 I helped her out of the bath and wrapped a towel around her. "Dry yourself, Jodie, while I put these in the wash." I scooped up the clothes and carried them downstairs to the washing machine. The sound of Jodie talking to herself floated down from the bathroom and I could hear her muttering isolated words and phrases which did not string together, and did not make any sense at all. 20
- 6 I took the largest suitcase and heaved it upstairs. In her bedroom, I unzipped the case and picked out a pair of track pants and a jumper. I carried the clean clothes to the bathroom, and there she was, standing as I had left her. She was still dripping wet. 25
- 7 "Come on," I encouraged, "dry yourself. You're a big girl now."
- 8 She shook her head sulkily, and I started patting her dry. She was like a twenty-kilogram infant, and very cumbersome.
- 9 "Don't want those," she said, spying the clothes I had brought in. 30
- 10 "Ok, when you're dry we will find some others. You've got lots to choose from. Now come on before you get cold."
- 11 Without a word, she darted along the landing to her room, where she began rummaging through the clothes. She held up a pair of pink shorts and a T-shirt. I tried to explain that they were not suitable for the chilly weather, but the sound of silence which echoed through the room told me she could not care less. 35

- 12 She held up another pair of shorts and struggled into them, then continued picking over the clothes. She was chattering continuously, but when I tried to join in the conversation, she would stare at me blankly, before continuing with her search, followed by the next unintelligible monologue. 40
- 13 Finally, she decided on a pair of black trousers and a grey jumper, and stood waiting for me to dress her. Just to hurry things along, I gave in to this demand. Then I quickly cleared up the heaps of discarded clothes, folding and hanging them in the drawers and wardrobe.
- 14 Jodie had said nothing about her bedroom, and when I asked if she liked it, she responded with a blank, dismissive stare. She picked up a soft toy, and hurled it at the door. "Not mine! Don't want it!" Her eyebrows furrowed as she screamed. 45

Adapted from "Damaged" by Cathy Glass

Section C

Text 3

The text below is about food photography. Read the text carefully and answer Questions 13 – 18 in the Question Booklet.

- 1 Have you ever noticed that food in photographs always looks absolutely tempting to eat, visually perfect and, no doubt, delicious to taste. This is true for photographs of food in cook books, on the cover of packets of ready-made meals, and in advertisements of all kinds. You may even suspect that the food in the photographs looks, and promises to taste, better than it ever can in real life. How many of us have suffered the disappointment of cooking a dish that does not live up to the picture in the recipe book? Or how many of us have taken a ready-cooked meal from the oven only to find that it looks nothing like the mouth-watering picture on the packet? 5
- 2 Photographers in the food trade are beginning to make clear that we will always be doomed to this kind of disappointment, and that it is not our fault! Professional food photographers are going to ever-increasing lengths to make sure the food they photograph will look its very best. Often this means they prepare the food for the photograph in ways which make the food actually unsafe or impossible to consume. Not surprisingly, the secret tips and tricks of a culinary photographer are truly fascinating. 10
- 3 Professional photographers use many diverse and often amazingly simple and cheap techniques to improve the look of the food in their photographs. For example, covering a chocolate biscuit thickly with hairspray means the chocolate does not melt under the photographer's studio lights – while making the chocolate look practically irresistible to eat. Similarly, a good sprinkle of talcum powder to charcoal may provide a barbecue with that perfect "ready to cook look", but is not recommended as a way to improve the flavour of barbecued kebabs or sausages! 15 20
- 4 Professional photographers have even been known to replace milk with white glue when shooting advertisements of breakfast cereals. Using glue this way means that the cereal does not go mushy and looks crisp and lovely in the photograph. However, while the photo looks great, the reality remains that cereal will always turn mushy when combined with milk! 25
- 5 Other nifty techniques employed by photographers include the use of interesting props, good lighting, dramatic shadows and flattering angles. An apple pie, for example, appears fuller and more appetizing if photographed from above. This angle disguises the gap between the crust at the top of the pie and the fruit at the bottom. A pie photographed on its side is simply doomed to look disappointingly empty! 30
- 6 Even the great Italian dish of lasagna, a huge favourite for many people, is styled to look its best in most photographs. Photographed lasagna often contains foam boards among its layers of creamy sauce, meat and tomatoes. The foam ensures that each layer is shown fully among the rest. Lasagna photographed without this trick will always look a little flat, squashed and less colourful. 35
- 7 So next time you look at a picture of the food you are about to cook, do not feel let down when the dish you produce looks a lot less lovely than the photograph that first inspired you. Blame the professional photographers for their tricky ways and simply close your eyes and enjoy the true flavour of what you have created! 40

Adapted from "Food Photography" by Kesta Allen

End of Insert



NAVAL BASE SECONDARY SCHOOL
MID-YEAR EXAMINATION, 2016

2E

Name: _____ () Class: _____

ENGLISH LANGUAGE
Paper 2 Comprehension

1128/02
4 May 2016
1 hour 50 minutes

Candidates answer in the Question Booklet.
Additional Materials: Insert

READ THESE INSTRUCTIONS FIRST

Write your name, index number and class at the top of the page.
Write in dark blue or black pen.
Do not use staples, paper clips, highlighters, glue or correction fluid.

Answer all questions.
Write your answers in the spaces provided in the Question Booklet.
The Insert contains the texts for all the sections.

The number of marks is given in brackets [] at the end of each question or part question.

For Examiner's Use	
Section A	/5
Section B	/20
Section C	/25
Total	/50

Parent's/Guardian's
Signature

This document consists of 8 printed pages, including the cover page and 1 Insert.

[Turn over

BLANK PAGE



Section A [5 marks]

Text 1

Refer to the advertisement (Text 1) on page 2 of the Insert for Questions 1 – 3.

1 The advertisement begins with the words 'Time to protect your little one'. What effect is this intended to have on the reader?

.....
..... [1]

2 State two benefits of Aveeno Baby Continuous Protection SPF 55.

.....
.....
..... [2]

3 In which two ways does the image of the baby highlight the writer's message?

.....
.....
..... [2]



Section B [20 marks]

Refer to Text 2 on pages 3 and 4 of the Insert for Questions 4 – 12.

- 4 In paragraph 2, the writer seemed to be unable to control her emotions and corresponding physical reactions.

Explain how the language used in paragraph 2 shows the writer's lack of emotional control. Support your ideas with three details from the paragraph.

.....

.....

.....

..... [3]

- 5 Which word in paragraph 3 suggests that Jodie was cooperative while the writer cleaned her?

..... [1]

- 6 'I consoled myself that at least the rest of the family members were not home to witness her house-warming *trick*' (lines 14 – 15).

(i) What was Jodie's *'trick'*?

.....

..... [1]

(ii) Why was the writer glad that the other family members were not around to witness Jodie's *'trick'*?

.....

.....

..... [2]



7 Referring to paragraph 4, give two reasons why the writer felt puzzled.

.....
.....
..... [2]

8 What was Jodie doing while the writer brought the clothes downstairs to wash? Answer in your own words.

.....
.....
..... [2]

9 'I took the largest suitcase and *heaved* it upstairs' (line 24).
What is the meaning of the italicised word '*heaved*'?

.....
..... [1]

10 '...the *sound of silence* which echoed through the room told me she could not care less' (lines 35 – 36).

What is unusual and effective about the italicised expression '*sound of silence*'?

.....
.....
..... [2]

11 Write down two consecutive words in paragraph 12 which suggest that Jodie was talking to herself in a way that was impossible to understand.

.....
..... [2]



5

- 12 There are parts of the text that reveal something about the behaviours exhibited by Jodie. Complete the flow chart by choosing the right word from the box to describe Jodie's behaviour in each part of the text. There are some extra words in the box you do not need to use.

Behaviours:

passive	eccentric	stubborn
proactive	cooperative	rude

Flow chart

Paragraph 3:
(i)

↓

Paragraphs 8 and 9:
(ii)

↓

Paragraph 12:
(iii)

↓

Paragraph 14:
(iv)

[4]

SECTION C [25 marks]

Refer to Text 3 on page 5 of the Insert for Questions 13 – 18.

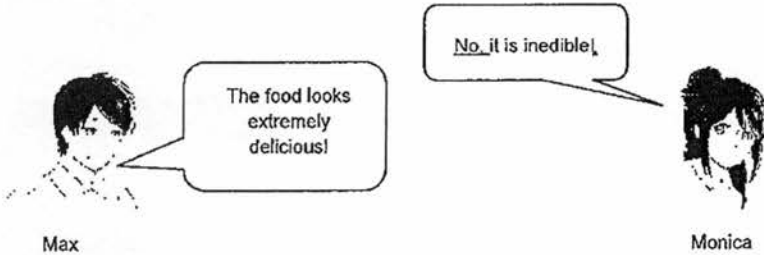
13 According to the writer, where do we usually see the work of culinary photographers?
.....
.....
..... [2]

14 'You may even *suspect* that food in the photographs looks and promises to taste better than ever it can in real life' (lines 4 – 5).
Why does the writer use the italicised word '*suspect*'?
.....
..... [1]

15 What tone is the writer creating in the phrase '...we will always be doomed to this kind of disappointment' (lines 9 – 10)?
.....
..... [1]



16 Here is part of a conversation between two students, Max and Monica, who have read the article.



(a) Identify two examples from paragraph 6 that Max can use to support his argument.

.....

 [2]

(b) Explain how Monica would justify her position, with reference to lines 36 – 38.

.....
 [1]

17 (a) With reference to paragraph 7, what is to blame if a dish does not turn out looking as good as its picture? Answer in your own words.

.....
 [1]

(b) Explain what the writer suggests a reader do when cooking from a cook book in the future.

.....

 [2]





Answer Scheme

Elephants are intelligent animals that have memories that span many		
years. When an elephant thinks that there is danger, it stretches out	1	✓
its <u>trunks</u> and ears. It moves its trunk around to try to pick up the	2	trunk [S/P N]
scent to <u>finds</u> out from which direction the danger may come. To	3	find [to+inf]
counter attack, it <u>will</u> <u>curls</u> its trunk up safely. The trunk is very strong	4	curl [modal]
indeed but their tip is very sensitive. Also, elephants are rarely seen	5	its [pronoun]
during the day. They prefer to live in the cool and shady depths <u>off</u> the	6	of [prep]
jungle. They avoid the sunlight and are often active at night. If	7	✓
elephants <u>strayed</u> too near a village, smallholding or estate, they can	8	stray [tense]
sometimes cause damage to crops. Sometimes a wound or a sick	9	wounded [ad]]
elephant becomes "roguish" and <u>attack</u> men and small villages. Then	10	attacks [sva]
it is usually hunted and shot by a Game Ranger.		

Two siblings survived six nights in a rainforest in Borneo. They		
Were separated from their parents during an annual Borneo hiking	1	_____
expedition that took tourists through the beautiful rainforest. Several	2	_____
search parties had been sent out for them but no good news heard.	3	_____
Helicopters were despatch to trace the siblings but they remained	4	_____
missing. The question of how siblings could go undetected remained	5	_____
unanswered even upon their discovery. Some religious leaders in	6	_____
Borneo, however, said that the two siblings had unknowing crossed	7	_____
over to the spiritual world where they were in the company of spirits.	8	_____
When finally told that their sons had been found, Mr and Mrs	9	_____
Lim were visibly relief. The original inhabitants of Borneo knew that	10	_____
the rainforest is also the dwelling place of the invisible ones		

Two siblings survived six nights in a rainforest in Borneo. They		
Were separated from their parents during an annual Borneo hiking	1	the [article]
expedition that took tourists through the beautiful rainforest. Several	2	takes [tense]
search parties had been sent out for them but no good news heard.	3	with [prep]
Helicopters were despatch to trace the siblings but they remained	4	Despatched [wf]
missing. The question of how siblings could go undetected remained	5	Remains [t]
unanswered even upon their discovery. Some religious leaders in	6	√
Borneo, although, said that the two siblings had unknowingly crossed	7	However [conj]
over to the spiritual world when they were in the company of spirits.	8	Where [place0]
When finally told that their sons had been found, Mr and Mrs	9	√
Lim were visibly relief. The original inhabitants of Borneo knew that	10	Relieved [wf]

the rainforest is also the dwelling place of the invisible ones		
---	--	--

2E EL MYE P2 2016
Answer Key

Section A [5 marks]

1. The reader will feel a strong need to protect his/her child from the sun's rays. **OR** The reader will feel fear if he or she has not started protecting his/her child from the sun's rays. [1]
2. It has strong UVA-UVB protection against the sun. [1]
It helps soothe skin/gentle or mild on baby's delicate skin. (**Do NOT accept 'it's formulated with skin-soothing oatmeal'**) [1]
3. The baby is smiling, which shows that he/she is happy to be in the sun. [1]
The baby is without clothes, which shows that he/she is protected/shielded from the sun's rays. [1]

Section B [20 marks]

4. 'I felt my head spinning' shows that the writer was not able to control the feeling of anxiety/stress. [1] 'I could not stop myself from trembling in anger' shows that the writer was unable to restrain her rage and its resulting physical reaction. [1] 'I could almost feel myself exploding then' shows that the writer found it difficult to manage her anger. [1]
No marks awarded for correct quotes WITHOUT explanations. Exact quotes should be provided.
5. The word is "docile". [1]
6. (i) Jodie's trick includes breaking the windows with a ball and leaving muddy footprints all over the floor. [1]
(ii) If the other members had witnessed it, they would have been shocked/angry [1] and perhaps less willing to accept Jodie into their family. [1]
7. Jodie did not seem distressed by her accident at all. [1]
Jodie was not aware that throwing a ball at the glass windows would result in breaking them. [1]

2E EL MYE P2 2016

Answer Key

8. She was mumbling/murmuring (Xmuttering) [1] disconnected/single/unrelated (Xisolated) [1] words and phrases which were incoherent (Xdid not make sense at all). [1]
Max 2 marks awarded for any reasonable replacement of the above phrases with own words.
9. Lifted/Hauled **with great effort.** [1]
10. It is unusual because from the expression, **one would expect 'silence' to mean a lack of sound.** [1] It is effective as it emphasises the lack of response given by Jodie, which **bothered the writer** to a large extent. [1]
11. "unintelligible" [1], "monologue [1]"
12. (i) cooperative
(ii) stubborn
(iii) passive
(iv) rude [4]

Section C [25 marks]

- 13 We can find them in cook books, on the cover of packets of ready-made meals, and in advertisements of all kinds. (Any two x 1m)
- 14 The food looks so good that he suspects that it may not be true/will taste bad (1).
- 15 He was creating a gloomy/hopeless/negative/disappointed/frustrated/sad (X upset/angry/unhappy) tone (1).
- 16 (a) Firstly, the lasagne has layers of creamy sauce, meat and tomatoes (1). Secondly, each layer is shown fully among the rest (1).
- (b) There are inedible foam boards in the lasagne. (1)
- 17 (a) The *cameraman's devious/artful/sly methods* are to blame. (to replace 'photographer's', 'tricky' and 'ways').
- (b) Not to look at the dish (1) and just take pleasure in tasting the food (1).

2E EL MYE P2 2016
Answer Key

18 Summary Writing

No	Points	Paraphrased points
1	simple and cheap techniques to improve the look of the food in their photographs	easy and inexpensive methods to make the dishes look good
2	covering a chocolate biscuit thickly with hairspray means the chocolate does not melt under the photographer's studio lights	use hairspray on cookies so that the chocolate stays firm under the heat from lamps
3	makes the chocolate look practically irresistible to eat	causing it to look too tempting
4	sprinkling talcum powder to charcoal may provide a barbecue with that perfect "ready to cook look"	covering charcoal with powder to make barbecues look good
5	replace milk with white glue when shooting advertisements of breakfast cereals	use white glue on cereal
6	the cereal does not go mushy and looks crisp and lovely in the photograph	so that they stay crunchy
7	use of interesting props, good lighting, dramatic shadows and flattering angles	use camera tricks to show off the food
8	apple pie appears fuller and more appetising if photographed from above	shots from the top make apple pie look good to eat
9	lasagna often contains foam boards among its layers of creamy sauce, meat and tomatoes	panels/pieces of foam are put in lasagna
10	ensures that each layer is shown fully and not flat, squashed and less colourful	to make each layer look rich and vibrant

SAMPLE SUMMARY

Food photographers use many strategies in their field, including easy and inexpensive methods to make the dishes look good. For example, using hairspray on cookies makes the chocolate stay firm under the heat from lamps and covering charcoal with powder, making both look good. Additionally, using white glue on cereal keeps it crunchy and camera tricks show off the food. For instance, apple pie looks delicious when shot from the top. Pieces of foam may also be placed in lasagna to make each layer look rich and vibrant.

(80 words with 10 points)